






# Hanging Heaton C of E (VC) J & I School – Working at home work

Class/Year Group: Class 3

Week commencing: 18<sup>th</sup> May 2020

Dear Parents/Carers,

Please find below activities to support your child’s continued learning at home. It is important during this time that we try to build on the learning that has taken place in school although we do realise that it is impossible to replicate school whilst home learning. The more children can keep up with their learning, the easier the transition back into school will be. We appreciate your support in this.

Area	Monday	Tuesday	Wednesday	Thursday	Friday
<b>Reading</b>	At least 15 minutes	At least 15 minutes	At least 15 minutes	At least 15 minutes	At least 15 minutes
<b>English</b> 	Use the internet to research about LS Lowry. You might find this website useful: <a href="#">LS Lowry facts</a> You should answer these questions: When did he live? What nationality was he? What is the name for his style of artwork? Name two things he is famous for. Find the names of three of his famous paintings.	Use your information from yesterday to write a biography about the life of LS Lowry. Remember to use subheadings and organise your work into appropriate paragraphs.	Use the following website: <a href="#">co-ordinating conjunctions</a> Watch the two video clips about co-ordinating conjunctions. You should then read the information and complete activities 1 and 2.	Use this website to read and listen to some poems by Allan Ahlberg: <a href="https://www.bbc.co.uk/bitesize/articles/zr93bdm">https://www.bbc.co.uk/bitesize/articles/zr93bdm</a> Practise reading the poems out loud using appropriate expression and including actions if you wish, you could even ‘perform’ your poem for your parents. You should then complete the questions on the website to show your understanding of the information in the poems.	Practise all your spellings and write a number of sentences using each word. Please ensure you use your neatest handwriting when completing your sentences. Then have a go at making your own word search with your spelling words hidden in it. Ask your parent to try and find the words!
<b>Maths</b> 	Year 4: Use the following website to learn about decimal numbers. Watch the videos and then complete the quiz. <a href="#">Year 4 decimal numbers</a> Year 3: Use the following website to learn about place value. Watch the videos and then complete the quiz. <a href="#">Year 3 place value</a>	Log onto Mathletics and complete the assigned activities for today: Year 3- Place value to thousands and Partition and rename. Year 4- Decimal place value and comparing decimals.	Log onto Mathletics and complete the following assigned activities:  Year 3- Place value partitioning  Year 4- Decimal order and Decimals test.	Year 3: Log onto Mathletics and complete the following assigned activities: Add and subtract money How much change?  Year 4: Complete the following worksheet on rounding decimal numbers: <a href="#">Year 4 rounding decimals</a>	Click on the link to load the Top Marks Website: <a href="#">Top Marks Maths</a> Complete these activities to help with your work on decimal numbers: Caterpillar Ordering (up to 1 decimal place) Rocket Rounding (to the nearest whole number)
<b>Foundation subjects</b> 	Produce your own piece of artwork in the style of Lowry. You should be able to explain what has inspired you to create your work and describe what you are trying to show within your art work. Think about how you can make your work similar to pieces by Lowry.	Use the following website to read the Bible story ‘The Lost Son’. Think about why Jesus might have told this story. What do you think he was trying to show people? Write out your own version of the story as a cartoon strip. You should then write about what message you think the story has and what we can learn from this. <a href="http://www.dltk-bible.com/cv/lost_son.htm">http://www.dltk-bible.com/cv/lost_son.htm</a>	Click on the link below which takes you to a French worksheet. Follow the instructions and use your knowledge of French colours vocabulary to colour the pictures. <a href="#">French colours</a>	Use the following website to watch some videos about different aspects of sound. <a href="https://www.bbc.co.uk/bitesize/topics/zgffr82">https://www.bbc.co.uk/bitesize/topics/zgffr82</a> Produce an information poster all about sound. You should include a mix of pictures and writing. Ensure that your poster is colourful and eye catching!	Use the following website: <a href="https://www.bbc.co.uk/bitesize/articles/z7xsf4j">https://www.bbc.co.uk/bitesize/articles/z7xsf4j</a> Watch the videos and then complete the activities from the website to practise your singing.

**This week’s spellings are:** Year 3 disappoint, disagree, disobey, misbehave, mislead, misspell inactive, incorrect, illegal, illegible Year 4 - permission, admission expansion, extension, comprehension, tension, information, adoration, sensation, preparation, admiration

**This week’s mental maths challenge is:** Practise adding and subtracting using large numbers and some decimal numbers.